

Using the BCS online Event Booking System

Link: www.bcs.org/events/registration

The online event booking system is located on the BCS secure area. This can be accessed using the above link, or by logging into the BCS website (www.bcs.org) using the login link in the top right of every page.



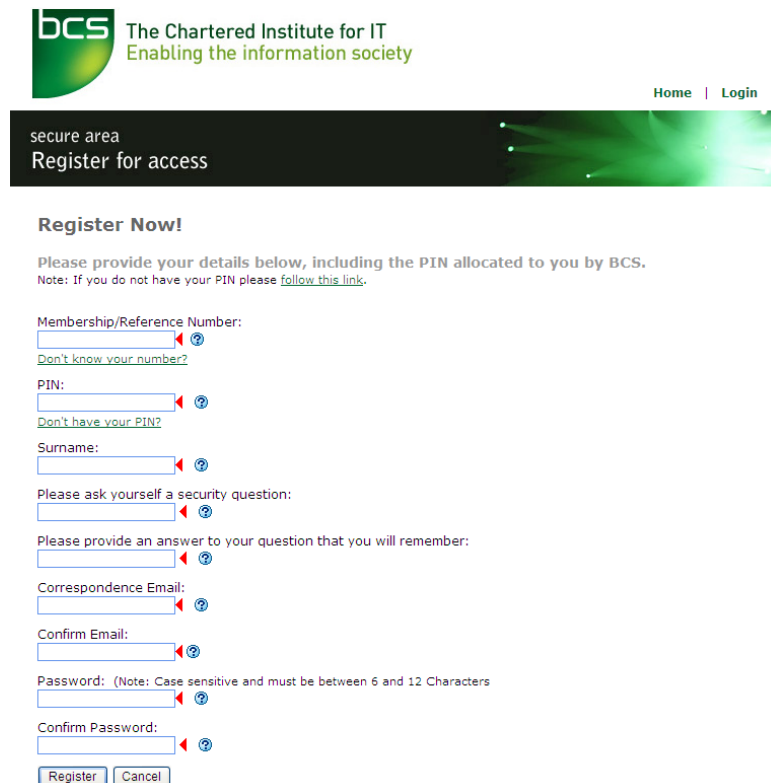
The event booking system is available to all delegates. You do not need to be a member of the BCS to access it but you will need to create a log in and password. This can be used to register for future events also.

If you have already registered to use the secure area then go straight to section 2 (below).

1. How to Register

a. BCS Member

If you are a current member of the BCS go to the log in page of the BCS website using the links above. You will then need to click on the Register link to bring up the below form (<https://wam.bcs.org/wam/MemberRegistration.aspx>).




BCS The Chartered Institute for IT
Enabling the information society


Home | Login


secure area
Register for access


Register Now!


Please provide your details below, including the PIN allocated to you by BCS.
Note: If you do not have your PIN please [follow this link](#).


Membership/Reference Number:
 
[Don't know your number?](#)


PIN:
 
[Don't have your PIN?](#)


Surname:
 


Please ask yourself a security question:
 

Please provide an answer to your question that you will remember:
 

Correspondence Email:
 

Confirm Email:
 

Password: (Note: Case sensitive and must be between 6 and 12 Characters)
 

Confirm Password:
 

In order to register you will need your membership number and pin, both of which can be automatically forwarded to your defaulted email address using the links provided. All fields need to be completed.

Clicking will take you to a page listing the information you have entered. If this is correct click YES to continue, or NO to amend.

Once completed you shall be taken to a Registration Complete page and you shall have the option to be taken straight to the secure area using the [login](#) link. A confirmation email will also be forwarded to you from **Customer Services BCS**.

b. Non-BCS Member

If you are not a current member of the BCS go to www.bcs.org/events/registration and answer No to bring up the Non Member registration form (below), or go to <https://wam.bcs.org/wam/RegisterNM.exe>.

Please note that this is not an application for BCS membership and you will not be charged for registering to use the booking system.

BCS The Chartered Institute for IT
Enabling the information society

Home | Login

secure area
Register for access

Non-Member Registration

Please note that this is **not** an application for BCS membership.
If you would like to join the BCS, please visit our [membership web pages](#).
This registration form is simply a mechanism for allowing non-members to register for access to selected BCS online services.

Your Details

Title:

Surname:

Other Names:

Contact Email:

Please re-type Contact Email:

If you are having problems, please [contact us](#).

The next screen will ask you for further details including your date of birth for security purposes. You will also need to create a password which you will need when logging into the secure area.

secure area
Register for access

Non-Member Registration

Please note that this is **not** an application for BCS membership.
If you would like to join the BCS, please visit our [membership web pages](#).
This registration form is simply a mechanism for allowing non-members to register for access to selected BCS online services.

Title:

◀ ?

Forename:

◀ ?

Surname:

◀ ?

Date of birth (dd/mm/yyyy):

◀ ◀ ◀ ?

Please complete the next two fields. The information from both fields will be stored and the security question field presented where confirmation of your identity is required.

Please ask yourself a security question:

◀ ?

Please provide an answer to your question that you will remember:

◀ ?

Contact Details

* Country:

* Address line 1:

Address line 2:

Address line 3:

* Town:

Region/State:

If you would like to provide us with your work address, please click here....

Contact Email: ◀ ?

Please re-type Contact Email: ◀ ?

Password: ◀ ? Note: Case sensitive and must be between 6 and 12 Characters

Confirm Password: ◀ ?

If you are having problems, please [contact us](#).

Clicking will take you to a page listing the information you have entered. If this is correct click YES to continue, or NO to amend.

Once completed you will be taken to the a Registration Complete page. You have the option to be taken straight to the secure area using the [login](#) link. A confirmation email will also be forwarded to you from **Customer Services BCS**.

2. BCS Secure Area

Either log in via the BCS website (www.bcs.org) using the login link in the top right of every page, or use the www.bcs.org/events/registration link.

You will need your email address and password, as specified when registering. If you have forgotten your password this can be automatically requested using the link provided.

bcsc The Chartered Institute for IT
Enabling the information society

Text size A A A Contrast [] [] []

Home | About BCS | Contact & Help | Login Search this site

Qualifications, Training, Careers | Membership and Networking | Opinion, News, Analysis | Products, Services and Events

Your location: > Login

Login

Please login using your email address and password.

Email address:

Password:

Log in

[Help! I've forgotten my password](#)

Not registered for access to the secure area?
[Register here](#)

Once into the BCS Secure Area you will be taken to your home page (the example below is for a BCS member). The link to the Event Booking System is listed in the column on the right.

Welcome

Do we have your most up-to-date contact details?

You can navigate around this site using the links in the top navigation or by following the links below.

You can return to the main BCS website by going to www.bcs.org

Offers & Discounts

- Publication offers
- Legal discounts
- Training providers
- Software offers (Members)
- Software offers (Students)
- Membership plaque service
- Membership framing service

Career Development

- CPD portal
- Jobs - BCSRecruit.com
- Browse SFI Aplus
- Mentoring
- Qualifications & exams

Secure Areas

If you belong to any groupings within BCS, such as committees, branches, forums, etc that have secure areas, they are listed below:

New: Member Network

This new benefit is a chance for you to interact with other members, create groups, promote your blogs and twitter feeds and contribute questions or answers to the new Ask an Expert function.

[Access the Member Network Beta](#)

Library

- ITNOW
- ACM Digital Library
- Forrester reports
- EBSCO databases
- Books 24x7
- Best practice portal

Network

- Register of members
- Nominations & Recommendations
- Getting involved
- Join Branches and Forums
- Join Specialist Groups

News & Events

Manage your membership

Your details

- Update contact details
- Change password

Payment

- Pay my membership
- Renewals and subscription payments
- Setup a direct debit
- Print receipts
- Rates and fees

Preferences

- Email subscriptions
- Publication subscriptions
- Branch and Forum memberships
- Specialist Group memberships
- Email forwarding

Your membership

- Upgrade my membership
- Life membership
- Member Benefits and Content Feedback
- BCS logo and post nominals

Event Booking

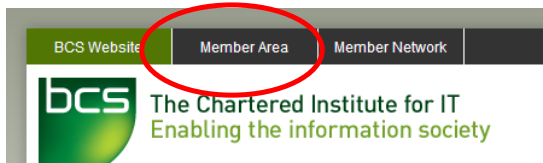
Browse our forthcoming corporate events and book online.

- Access the Event Booking System

BCS Council want to hear from you

Councillors advise the Trustee Board (the BCS governing body) on the direction and operation of the Society. Member's comments, opinions and feedback are vital to this process.

Non members shall be taken to a BCS front page in the first instance and can then access the secure area using the link on the top left.



The Event Booking System will then show in the middle column.

Welcome

Do we have your most up-to-date contact details?

You can navigate around this site using the links in the top navigation or by following the links below. You can return to the main BCS website by going to www.bcs.org

Join BCS

Why are over 70,000 people members of BCS? Because as IT professionals they recognise the benefits of BCS membership.
[Join BCS Today](#)



Event Booking

Browse our forthcoming corporate events and book online.
[Access the Event Booking System](#)



Manage my Secure Area

- [Update my contact details](#)
- [Change my password](#)
- [Print receipts](#)

Secure Areas

If you belong to any groupings within BCS, such as committees, branches, forums, etc that have secure areas, they are listed below:

3. Online Event Booking System

Events are listed in date order, therefore you may need to scroll down until you find the one you wish to book onto.

Once found click on the Book Now button and follow the instructions to register.



BCS Event Booking System

Forthcoming Events / Conferences

Reference No:

Please select an event / conference from the list below.

Title: [Ensuring IT Services are Production Supportable](#)
 When: 19/10/2009
 Where: The British Computer Society, LONDON
 Description: [BCS - Ensuring IT Services are Production Supportable](#)
[BCS - Ensuring IT Services are Production Supportable](#)
 Contact: [Gemma Liddiard](#)
 Email: [gemma.liddiard@bcs.org.uk](#)
 Phone: 02020 417 000
 More Info: <http://www.bcs.org.uk/ensuring>

Title: [The Computer Society Conference](#)
 When: 20/10/2009
 Where: The British Computer Society, LONDON
 Description: [The Computer Society Conference](#)
[The Computer Society Conference](#)

If payment is required you will be taken to a separate NetBanx page after you have filled in your delegate information.

Once your booking is completed you will receive an automated email confirmation from NetBanx and an electronic receipt from BCS.

PLEASE NOTE: If you do not receive both emails within 15 minutes of booking then email/call the contact given ASAP, as there may be an error with your registration.